



SOUTH COUNTRY DOORS


STAINLESS STEEL MAN DOORS



Stainless Steel Doors

About	Our stainless steel man doors are made from 300 series stainless steel, providing you with high quality and secure doors. Each door is customizable to your building needs!
Size	<ul style="list-style-type: none"> • Single door: 36 x 80 inches • Double door: 72 X 80 inches • 1-3/4" thick door with 20 Ga. skins • 3-1/2" 16 Ga. stainless steel jambs (2"x4" walls)
Made of	100% 300 series stainless steel
Ideal For	<ul style="list-style-type: none"> • Shops and industrial buildings. • Agriculture and food processing facilities. • High moisture environments.
Includes	<ul style="list-style-type: none"> • Full perimeter weather – stripping • Stainless steel lock insert reinforced 12 Ga. stainless steel plates. • Flanges that are already built into frame (no need to trim after install). • 4 stainless steel hinges with bearings, reinforced 12 Ga. stainless steel plates.
Features and Benefits	<ul style="list-style-type: none"> • Door is prepped for lockset by boring a 2-1/8" diameter hole with a 2-3/4 backset and 1" edge bore. • 4-way universal swing. • Easy to clean and repels moisture, mold and bacteria due to the combination of stainless steel the 2-part polyurethane closed cell material that is injected into the door. • Durable, secure, and nonrusting.
Customizable Options	<ul style="list-style-type: none"> • Single or double doors. • Standard 16' x 16' or 22' x 30' lite window and window frame options available. • 5-1/2' 16 Ga. stainless steel jambs (2" x 6" walls). • Dead bolt lockset. • Customizable latch preference set up. • Customizable door sizes and door assemblies are always an option, just let us know what you are looking for.
Insulation	R- Value 14 Fully insulated 2-part polyurethane closed cell material injected in door.
Warranty	2 years

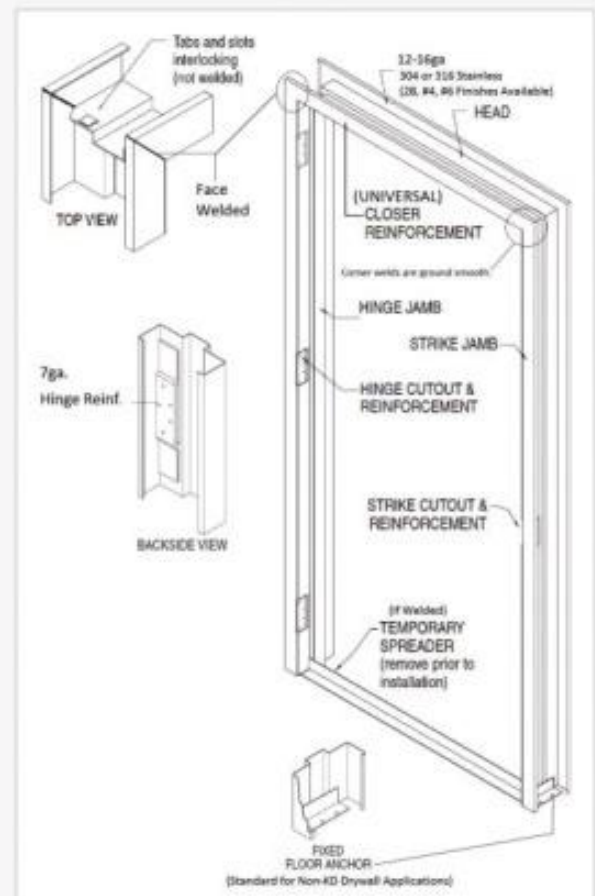
DOORS



Fire Doors	
About	Our fire doors come with a 3-hour fire rating to help prevent the spread of fire or injuries in case of an emergency and comply with all other safety standards for your building.
Made of	Door and Frame: 100% 300 series stainless steel. Core: Option of durable polystyrene <i>or</i> phenolic impregnated honeycomb permanently laminated to the inside face.
Ideal For	<ul style="list-style-type: none"> • Tough and corrosive environments. • Shops and industrial buildings. • Welding shops or other buildings with open flame.
Features and Benefits	<ul style="list-style-type: none"> • UL and WH labels are available. • Fire rating up to 3 hours are available. • Fire rated lites available with stainless trim. • Can be prepped for a variety of latch options. • Door is complaint with NAAMM-HMMA commercial standards.
Customizable Options	Our fire doors have a variety of customization options. Please contact us to discuss your needs.
Warranty	2 years



Face Welded Stainless Steel Frame



About	Our door frames are made from 100% 16 Ga. 300 series stainless steel and come with pre-installed durable weather stripping. The frames are easy to install and have universal swing.
Flanged Frame	<ul style="list-style-type: none">• Installs into almost any wall system.• Includes a trim kit to trim out after door installation.
Flangeless Frame	<ul style="list-style-type: none">• Ideal for any concrete or masonry wall system.



Sharp Latches

- Easy to install.
- Made with 100% 300 series stainless steel.
- Will fit into standard industry bore holes.
- No modifications are needed during installation.
- The universal design allows it to fit into left and right swing doors.
- Designed to last a lifetime.



Windows

Windowpane

The windowpane is constructed of 2 pieces of 1/8" thick glass with 1/2" dead air space for insulation.

Window Frame

- Made of aluminum.
- 22 x 30" is the standard frame size but can be customized.

Note: Windows and frames can all be customized to specific needs.



Can the doors be customized?

Absolutely! We offer a variety of customization options, including (but not limited to) sizes, windows, and latch configurations.

What is the R-value of the door?

The stainless steel man door has an approximate R-Value of 14.

Is the door made from stainless steel?

Yes, the door and all metal parts of the door are made of stainless steel.

What grade of stainless steel do you use?

The doors slab is 20 Ga., the frame is 16 Ga., and our top and bottom sill is 12 Ga.

Do you sell any other doors besides a stainless steel door?

If stainless steel is not what you are looking for, we also carry a steel man door option.

Additional to man doors, we also supply and install exterior folding and overhead doors for commercial/industrial buildings, as well as overhead (garage) doors for residential homes.

About South Country Doors


We are Southern Alberta's leading door supplier for commercial and agricultural doors. Whether you need a new door, or an existing door serviced, we ensure you get a beautiful, high-quality product every time. We strive for quality service and focus on building long-term relationships with our clients, valuing integrity, honesty, and respect in all that we do.

CONTACT US

 587.800.5879

 Office@SouthCountryDoors.ca

 SouthCountryDoors.ca

 South Country Doors
Fort MacLeod, AB
T0L 0Z0